

Independence Day Collaboration Poster

Instructions:

- Print the collaboration poster and give 1 page to each student/child.
- Show them the example of the completed poster so they know what it will look like.
- Color each section neatly and creatively.
- Cut out the pieces along the lines and have the students lightly write the number on the back of their page.
- Tape the pieces onto the assigned space using the numbered guide.




Numbered Guide













































Font

