

THANKSGIVING GRATITUDE CARDS TO COLOR & FOLD

Material:

- Printable Cards
- Crayons or Colored Pencils

Front Cover

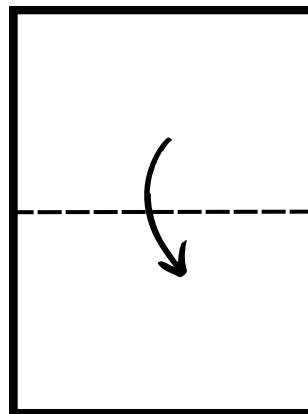


Inside of Card


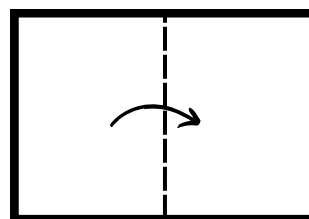



Instructions:

- Print, color, and write on the page
- Then place page face side down and fold the paper in half so that the top edge touches the bottom edge
- Next fold it in half again to make a card




(flip face side down)










Grateful
for you this
Thanksgiving
and always.



Feeling blessed and
thankful for the love
we share this
Thanksgiving.



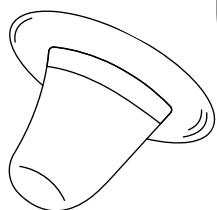



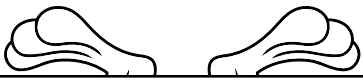


This section contains a large rectangular area with horizontal dotted lines for writing. The top of this area is decorated with a pumpkin and a leafy branch. The left and right sides are decorated with large leaves. The bottom of the writing area is also decorated with leaves.





I am grateful
for you

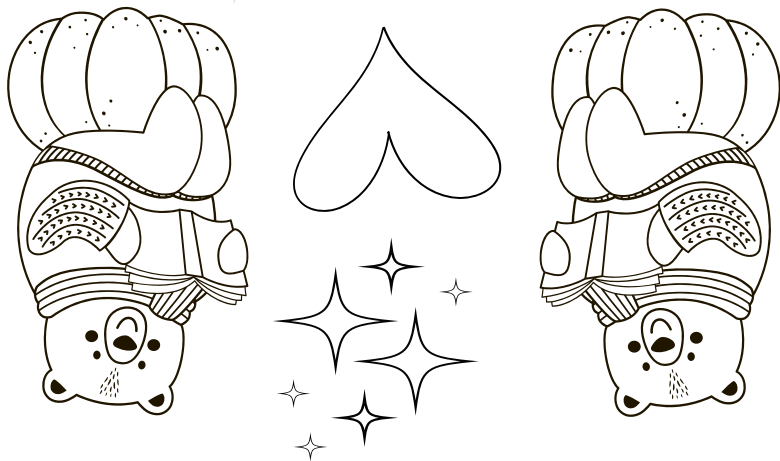
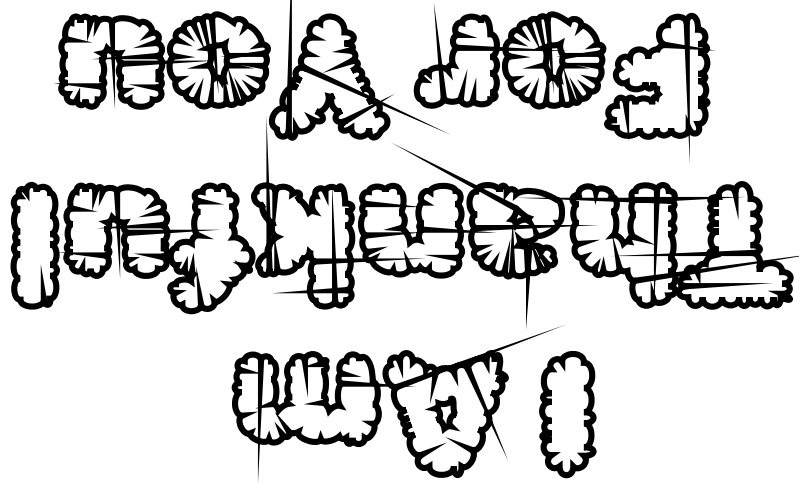




Blessed to
have you in
my life










THANKFUL FOR YOUR
KINDNESS





Thank you
for being you

