





HALLOWEEN ROLL A STORY

	Character	Setting	Problem
	A friendly ghost	In a haunted house	Loses their ability to float
	A mischievous black cat	In a spooky graveyard	Knocks over a magic potion
	A talking jack-o'-lantern	On a front porch	Gets taken by the wrong family
	A tiny witch	At a Halloween party	Mixes up a spell and causes chaos
	A brave trick-or-treater	In a dark forest	Gets lost on the way home
	A clumsy vampire	Inside a creepy castle	Trips and loses their fake fangs



HALLOWEEN ROLL A STORY

	Character	Setting	Problem
	A friendly ghost	In a haunted house	Loses their ability to float
	A mischievous black cat	In a spooky graveyard	Knocks over a magic potion
	A talking jack-o'-lantern	On a front porch	Gets taken by the wrong family
	A tiny witch	At a Halloween party	Mixes up a spell and causes chaos
	A brave trick-or-treater	In a dark forest	Gets lost on the way home
	A clumsy vampire	Inside a creepy castle	Trips and loses their fake fangs



Name: _____

HALLOWEEN ROLL A STORY

Directions: Roll the dice for each column to pick your character, setting, and problem.

Character	Setting	Problem

Directions: Plan out your story in the area below.

Beginning	
Middle	
End	

Name: _____

Handwriting practice lines consisting of multiple rows. Each row is defined by a solid top line, a dashed middle line, and a solid bottom line.

Name: _____

Handwriting practice lines consisting of 10 sets of three horizontal lines (top solid, middle dashed, bottom solid) for writing practice.

Name: _____







Lined writing area with 18 horizontal lines.



ROLL A STORY

Roll a die three times: once for a character, once for a setting, and once for a problem to generate story ideas.

HALLOWEEN THEME







	CHARACTER	SETTING	PROBLEM
	witch	pumpkin patch	missing broomstick
	ghost	creepy cemetery	haunted mirror
	vampire	haunted house	lost spellbook
	werewolf	witch's lair	pumpkin smashed
	mummy	ghost town	broken cauldron
	skeleton	spooky forest	ghostly visitors



ROLL A STORY

Roll a die three times: once for a character, once for a setting, and once for a problem to generate story ideas.

HALLOWEEN THEME

	CHARACTER	SETTING	PROBLEM
	jack-o'-lantern	vampire castle	missing vampire fangs
	Waldo	foggy graveyard	vampire bat escape
	black cat	zombie apocalypse	shrinks to miniature size
	frankenstein	zombie-infested town	lost potion
	Sasha	haunted corn maze	cat mischief
	owl	werewolf woods	zombie invasion



ROLL A STORY

Roll a die three times: once for a character, once for a setting, and once for a problem to generate story ideas.

HALLOWEEN THEME







	CHARACTER	SETTING	PROBLEM
	Victor	moonlit mansion	spiderweb blockage
	pumpkin man	eerie estate	howling winds
	ghostly gus	spookville	won't stop talking
	scarecrow sam	goblin grove	scattered bones
	boo the monster	creepy carnival	bad luck
	chef bones	phantom forest	disappearing treats



ROLL A STORY

Write your own characters, setting, and problem, then roll a die three times to generate story ideas.

HALLOWEEN THEME

	CHARACTER	SETTING	PROBLEM
			
			
			
			
			
			




**HALLOWEEN
THEME**

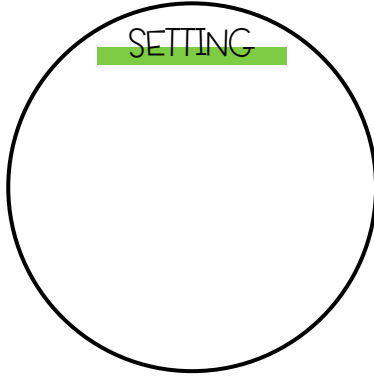
ROLL A STORY

Draw the character, setting, and problem rolled, then use your drawings to write a story connecting all three elements.

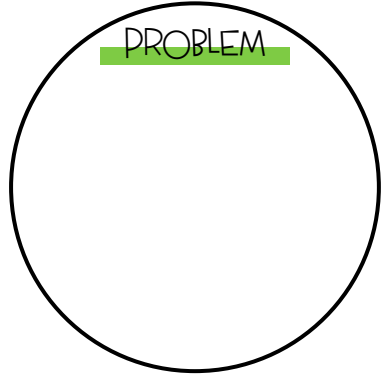
CHARACTER



SETTING



PROBLEM



Handwriting practice area consisting of multiple sets of horizontal lines. Each set includes a solid top line, a dashed middle line, and a solid bottom line, providing a guide for letter height and placement.




**HALLOWEEN
THEME**

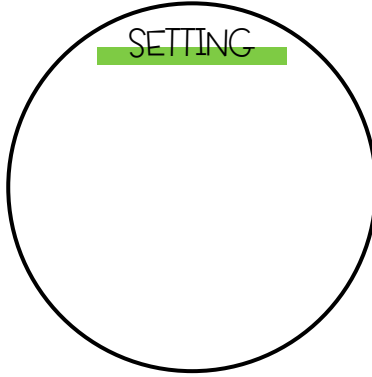
ROLL A STORY

Draw the character, setting, and problem rolled, then use your drawings to write a story connecting all three elements.

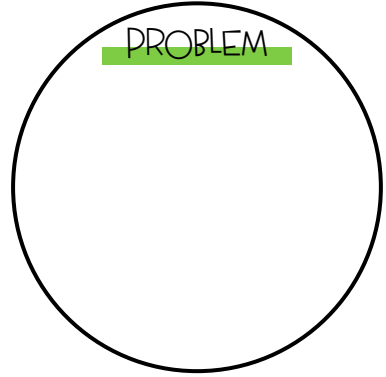
CHARACTER



SETTING



PROBLEM



Handwriting practice lines consisting of solid top and bottom lines with a dashed middle line. There are ten sets of these lines provided for writing a story.




**HALLOWEEN
THEME**

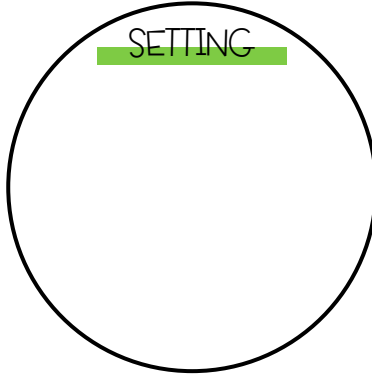
ROLL A STORY

Draw the character, setting, and problem rolled, then use your drawings to write a story connecting all three elements.

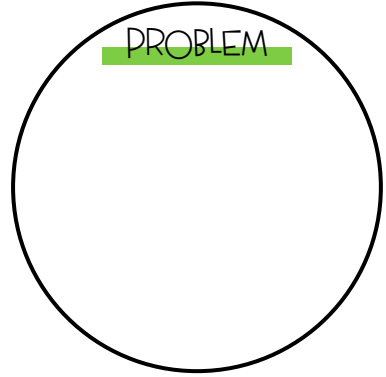
CHARACTER



SETTING




PROBLEM



Handwriting practice area consisting of multiple sets of horizontal lines. Each set includes a solid top line, a dashed middle line, and a solid bottom line, providing a guide for letter height and placement.

Credits:



PLEASE DOWNLOAD THE CLIPARTS INCLUDED IN THIS PRINTABLE

PLEASE READ THE TERMS AND CONDITIONS ON EACH CLIPART

REACH ME AT CRAFTEDWITHBLISS@GMAIL.COM IF YOU HAVE ANY ISSUES

Build A TpT Store | Fonts and Clipart Starter Pack
by Bunny On A Cloud