

Halloween Black Cat Handprint & Footprint


INSTRUCTIONS

1. Print the little Halloween Black Cat pages on white US letter paper or cardstock paper.
2. Use the Halloween Black Cat pages that already have handprints and fingerprints on them as your example of what your artwork should resemble.
3. Place your kiddos hand and foot in safe, non-toxic, paint and then press them firmly on the page. Let them dry.
4. For the handprint you will need to cut the cat head out and paste it on top of the handprint.
5. Present your Halloween Black Cat handprint and footprint artwork to your loved ones! ❤️



Halloween Themed Black Cat Handprint Kid Craft

Instructions:

Cut the cat head out and paste it on top of the handprint once it is dried. Use your black cat handprint page as a reference/guide of where to place the cat head on the handprint.




HAPPY
Halloween






HAPPY
Halloween





Happy Halloween



Happy Halloween