


---

# EASTER ESCAPE ROOM

## *The Secret of the Magic Egg*





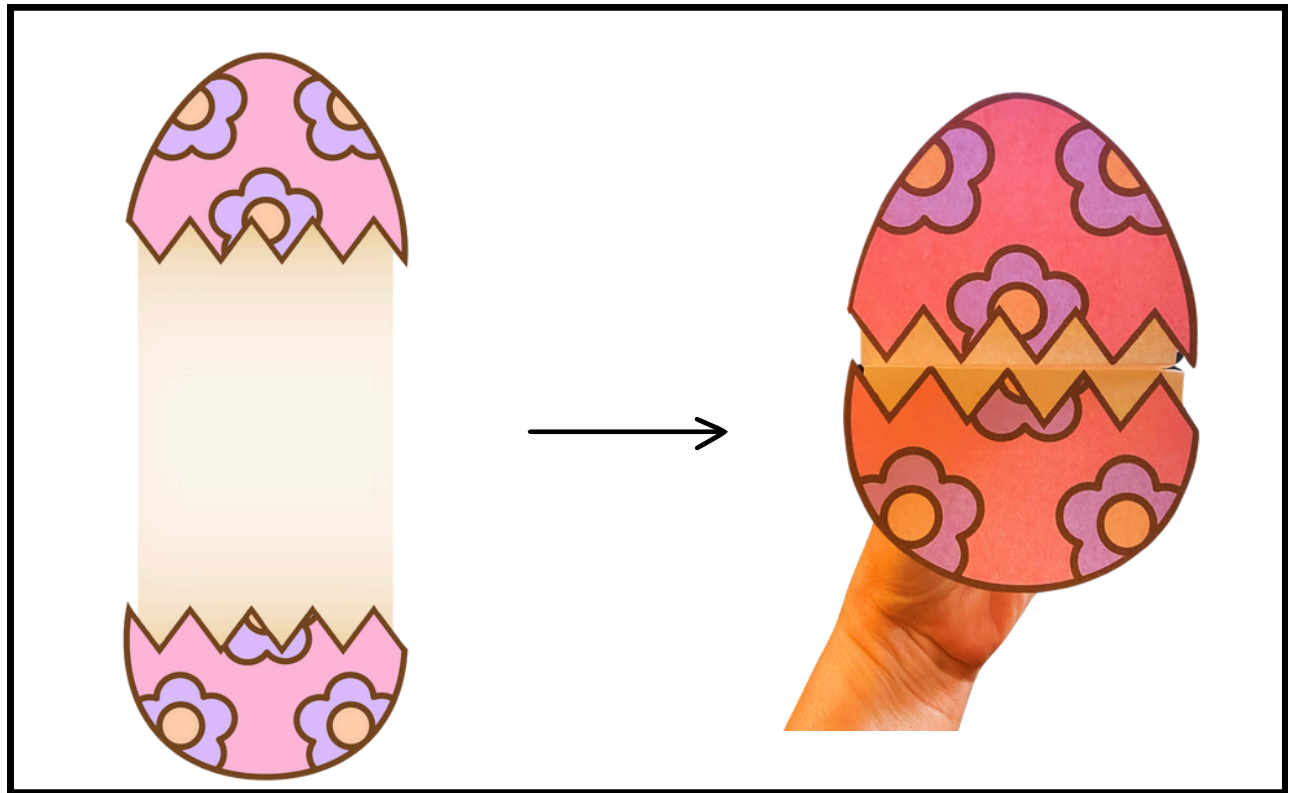
*The Easter Bunny has a Magic Egg that makes Easter extra special, but this year, the egg has disappeared! A tricky little Spring Fairy has hidden it and left behind a 9-level game to unlock its secret location.*

*To find the Magic Egg, you must solve the challenges and decode the final answer before time runs out!*





# Egg Clue Guide



Fold the center part of the egg clue to close it.

# LEVEL 1


Solve the riddle and arrange  
the rabbit's footprints to  
collect your first egg clue.

Note: The first letter of the word is your  
first clue.




I'm a bunny you'd love to hug,  
With fur as soft as a cozy rug.  
I'm not rough, I'm not tough,  
Guess my name — it means  
I'm \_\_\_\_\_?

Cut out the rabbit footprints for players to arrange them  
and spell the bunny's name correctly





Cut out the rabbit footprints for players to arrange them  
and spell the bunny's name correctly





ANSWER

FLUFFY

F

# LEVEL 2

Put the puzzle pieces  
together to collect your  
second egg clue.

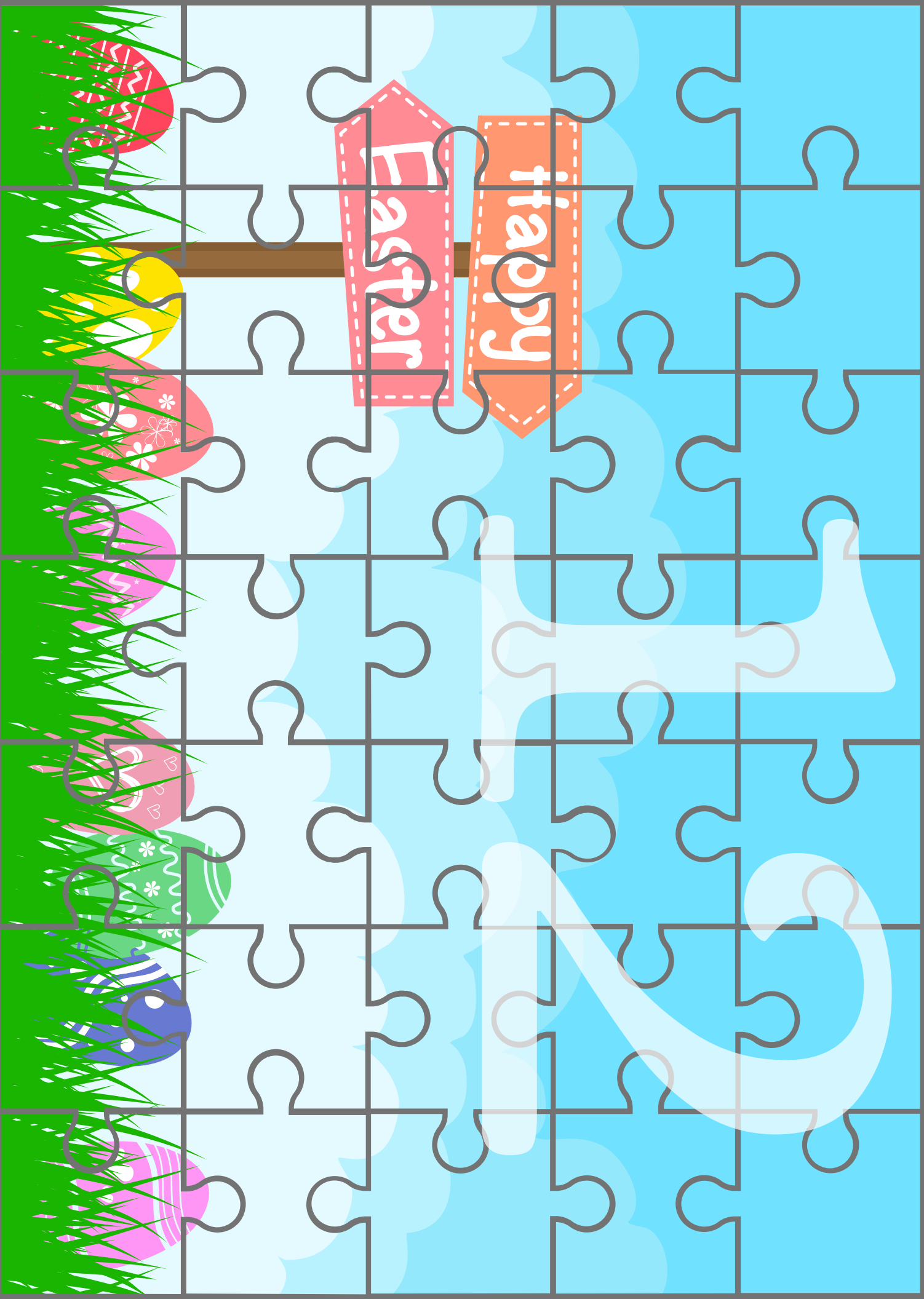
Note: The number you'll find in the picture  
will correspond to the second letter of the  
code. (A=1, B=2, C=3...)




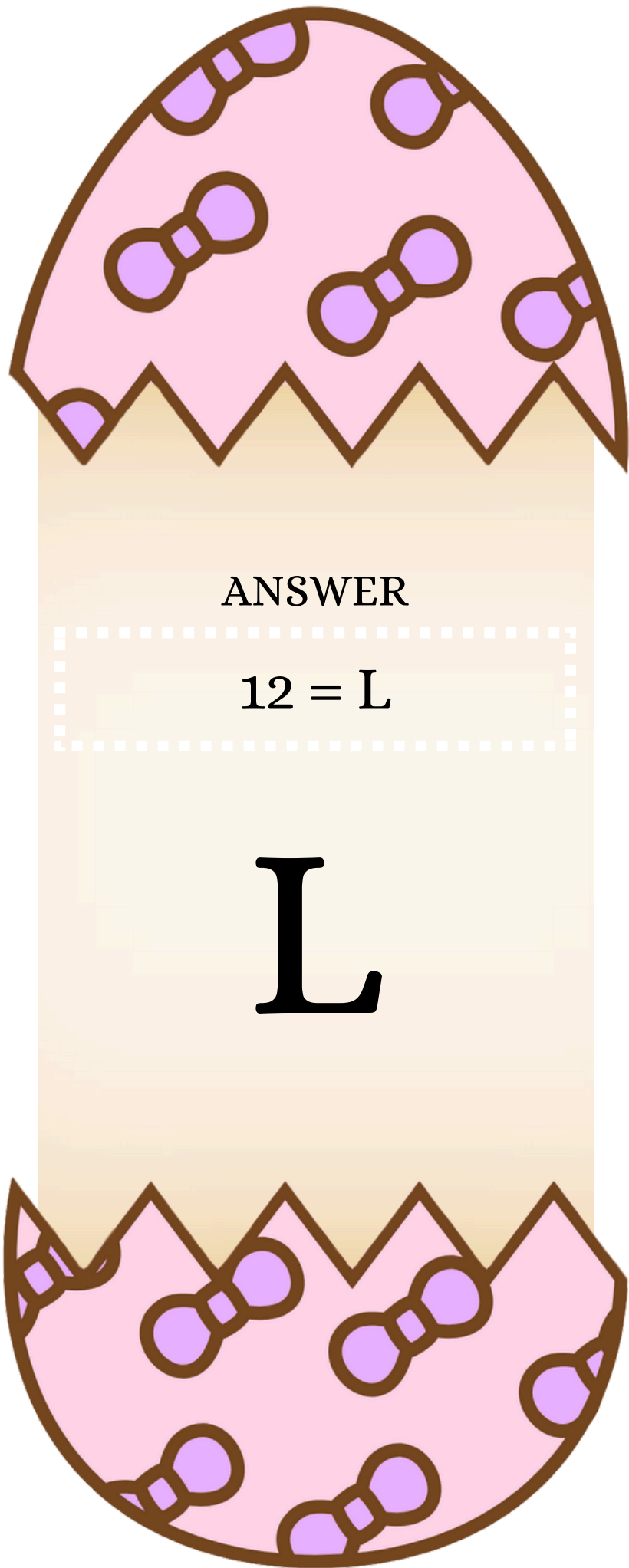




Cut these puzzle pieces.







ANSWER

$$12 = L$$

L





# LEVEL 3

Using only the pictures and the equivalents given, find the missing number equivalents to come up with the total sum.

Note: Add all the sums together to find your third egg clue. (A=1, B=2, C=3...)



# PICTOGRAM



+



1


=

5



1

+




=

3




3

+

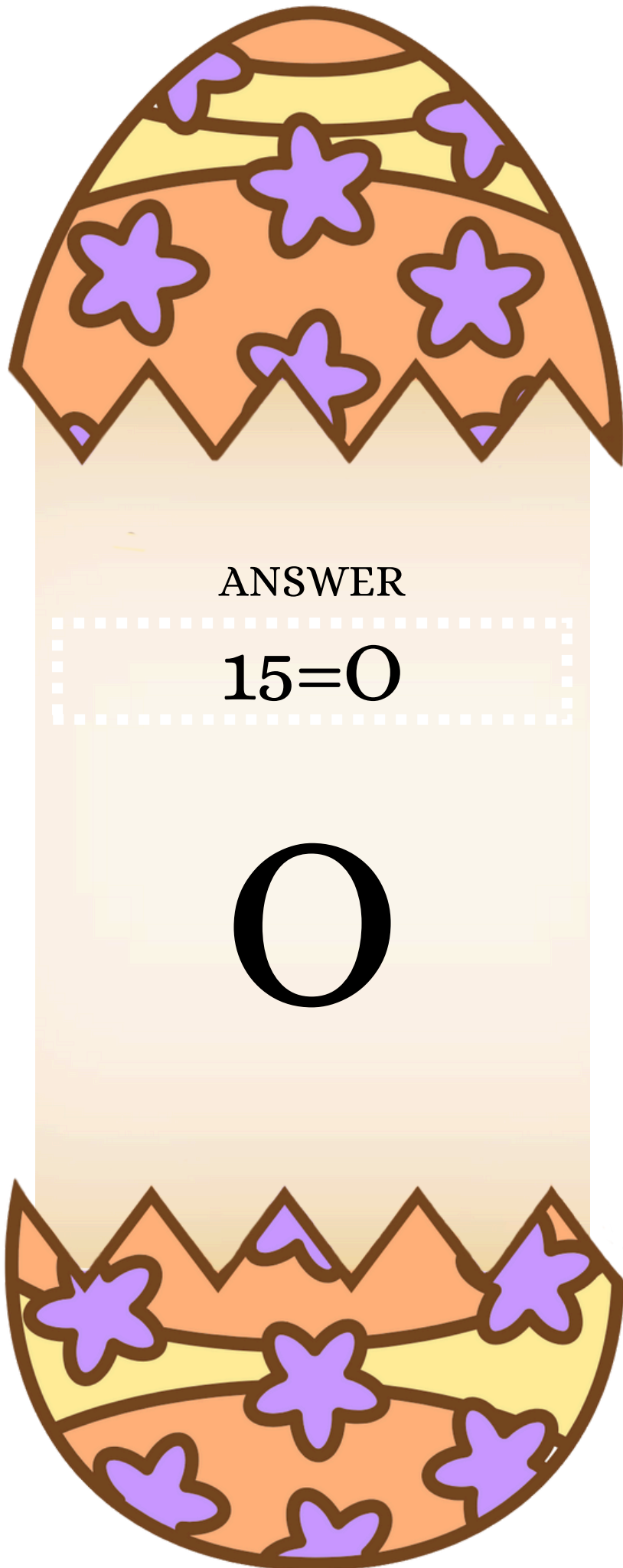


=



+

?



ANSWER

$$15=0$$

0



# LEVEL 4

Help the rabbits find their way home. You cannot open any of the doors until all three rabbits have made it to their egg house. You will find a secret number behind one of the doors!

Note: The number you'll find behind the door will be equivalent to the letter in the alphabet. (A=1, B=2, C=3...)



START  
HERE




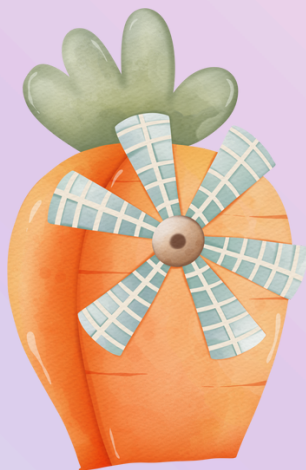
23


GLUE



START  
Here






START  
Here



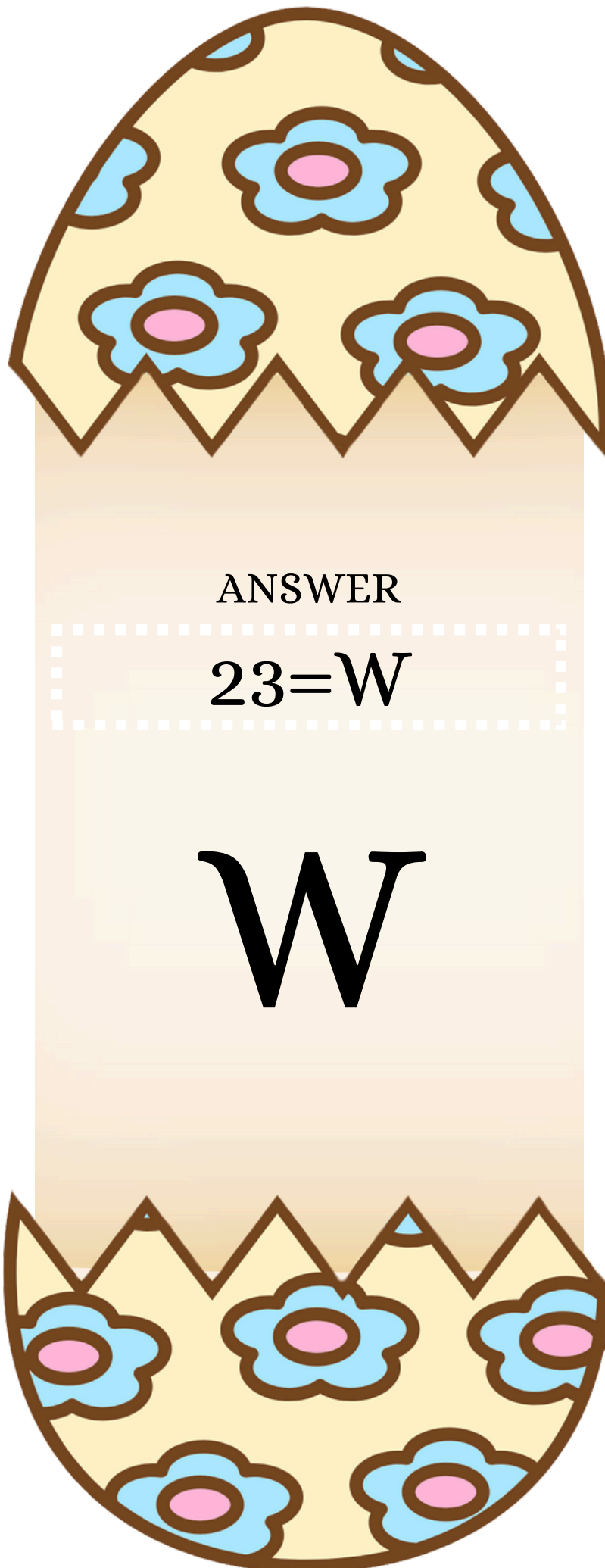


Cut along the dashed line and fold the tiny paper behind the bunny. Then slip the paper into one of the maze's dashed lines.

You can fold the insert paper behind the bunny's back so he can glide down the maze dashed lines with players help.



Cut and paste the right side of the door on the door outline.



ANSWER

23=W

W

# LEVEL 5

To find your fifth clue, hold the paper in front of the mirror and try to answer the riddle.

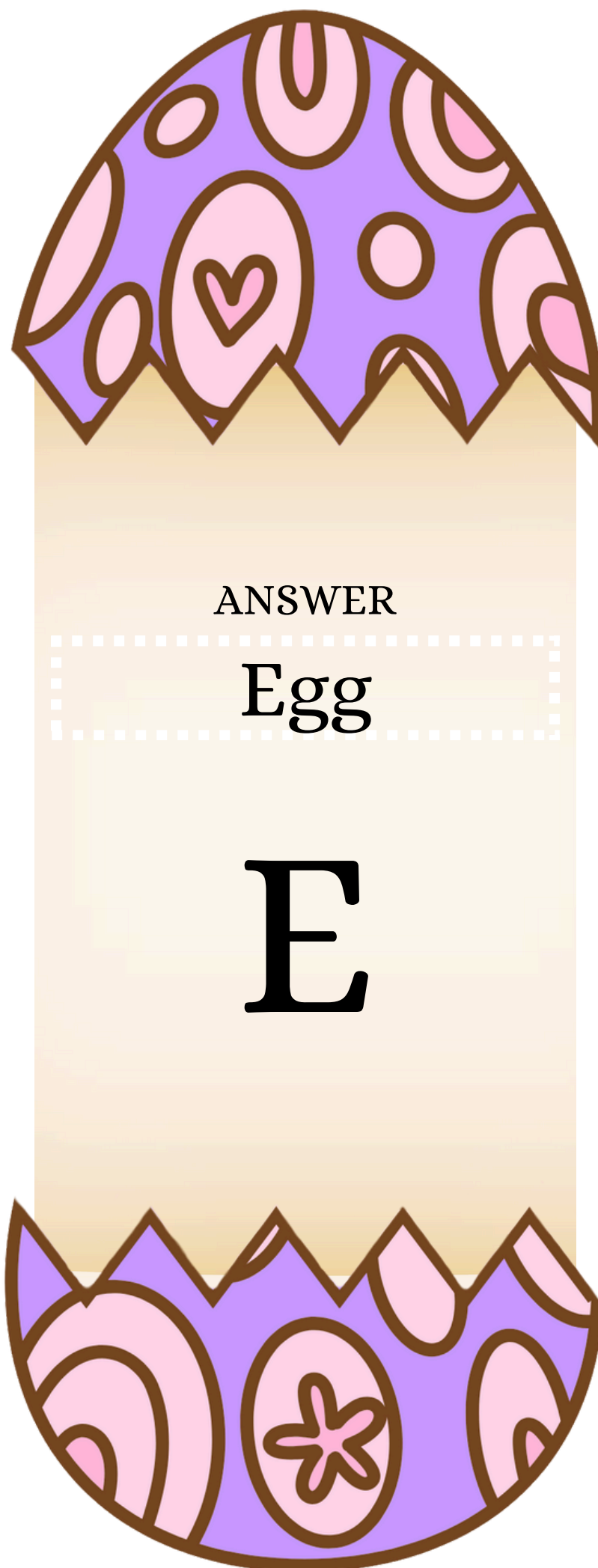
Note: The first letter of your answer will be your fifth clue.





"I'm fragile and round, with a  
shell so thin,  
A secret inside me that lies deep  
within.  
Painted or hidden, I'm part of  
the game,  
Find me this Easter-what's my  
name?"





# LEVEL 6

Hop into the adventure of Flippin' Easter! Flip over two pictures at a time, trying to find matching pairs. Each time you find a match, you win an egg filled with a fun question!

Answer it correctly, and you'll get a letter to complete a secret word. Keep flipping until you match 7 pairs, and once you've answered all the questions, you'll unlock a secret word and become the Flippin' Easter champion! Ready to hop, flip, and have fun?





Note: The first letter of the "flippin Easter secret word" will be your sixth clue.





# Flippin'

Secret  
Word



--

--

--

--

--

--

--


--

--

--










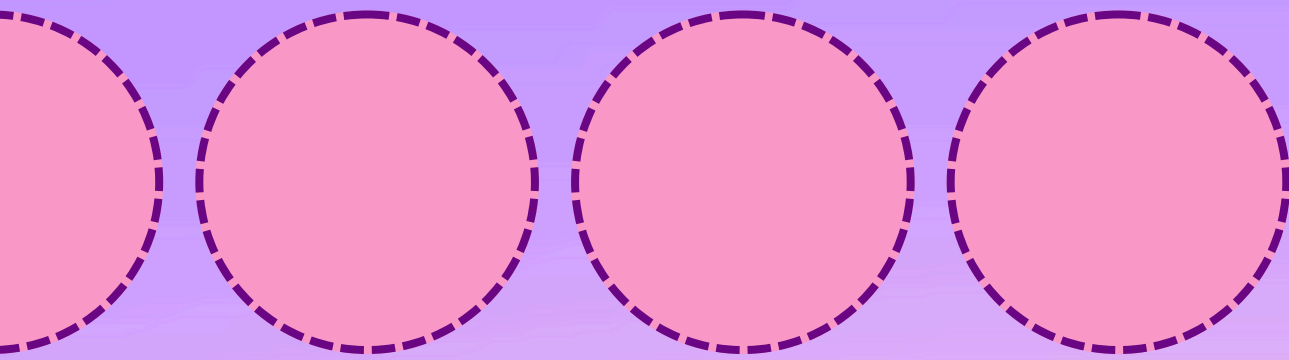
--

--










# Easter






Print on Cardstock or cut each picture and paste it on a cardboard.





A light blue Easter egg with a subtle gradient and a small white highlight at the top.

What is the animal that is commonly associated with Easter and brings eggs?

A purple Easter egg with a subtle gradient and a small white highlight at the top.


What do people often decorate during Easter, especially for egg hunts?

A pink Easter egg with a subtle gradient and a small white highlight at the top.


What candy, often found in Easter baskets, comes in a rainbow of colors and is shaped like small beans?

A light green Easter egg with a subtle gradient and a small white highlight at the top.

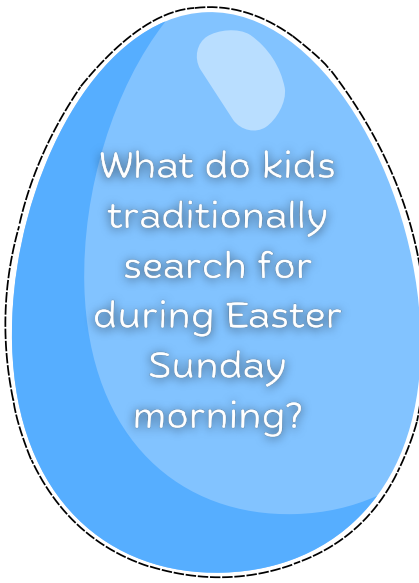
What shape is an Easter egg?

A yellow Easter egg with a subtle gradient and a small white highlight at the top.

What flower is commonly associated with Easter and symbolizes purity and new life?

A red Easter egg with a subtle gradient and a small white highlight at the top.

What is the popular sweet treat that's often shaped like a bunny or an egg and is enjoyed during Easter?

A blue Easter egg with a subtle gradient and a small white highlight at the top.

What do kids traditionally search for during Easter Sunday morning?



# Flippin' Easter

## Answer Key

**R**

What is the animal that is commonly associated with Easter and brings eggs?

**Answer: Rabbit**

**E**

What do people often decorate during Easter, especially for egg hunts?

**Answer: Eggs**

**J**

What candy, often found in Easter baskets, comes in a rainbow of colors and is shaped like small beans?

**Answer: Jelly Beans**

**O**

What shape is an Easter egg?

**Answer: Oval**

**I**

What flower is commonly associated with Easter and symbolizes purity and new life?

**Answer: Iris**

**C**

What is the popular sweet treat that's often shaped like a bunny or an egg and is enjoyed during Easter?

**Answer: Chocolate**


**E**

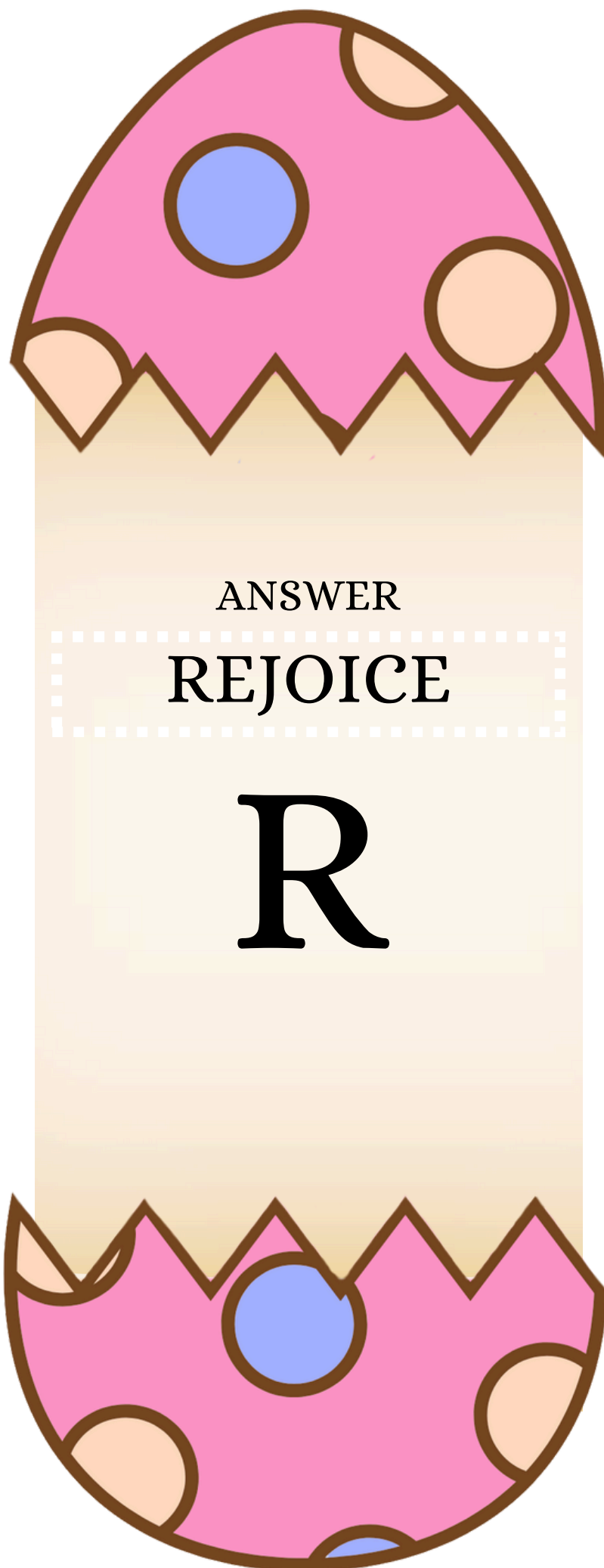
What do kids traditionally search for during Easter Sunday morning?

**Answer: Easter Eggs**



Print on Cardstock or Cut each circle and paste it on a cardboard.





ANSWER

REJOICE

R

# LEVEL 7

Get ready for an exciting twist on "Pin the Tail on the Donkey"! In this version, blindfolded players try to pin a flower onto a big picture of a bunny. But first, they must complete a fun challenge to earn their turn! The player who pins it perfectly wins an egg with a secret letter inside! Let the fun begin!









# Pin the Flower on the Bunny





# Challenge Cards and Flowers

Print on cardstock or cut the challenge cards and flowers and paste them on a cardboard.





### **Sing "Happy Easter!"**

Sing "Happy Easter!" in your silliest voice! If you make everyone laugh, you get to pin the flower!



### **Animal Sound Challenge**

Make the sound of a bunny (or any fun animal sound)! If your sound is silly enough, you earn your turn to play!







### **Say a Bunny Joke**

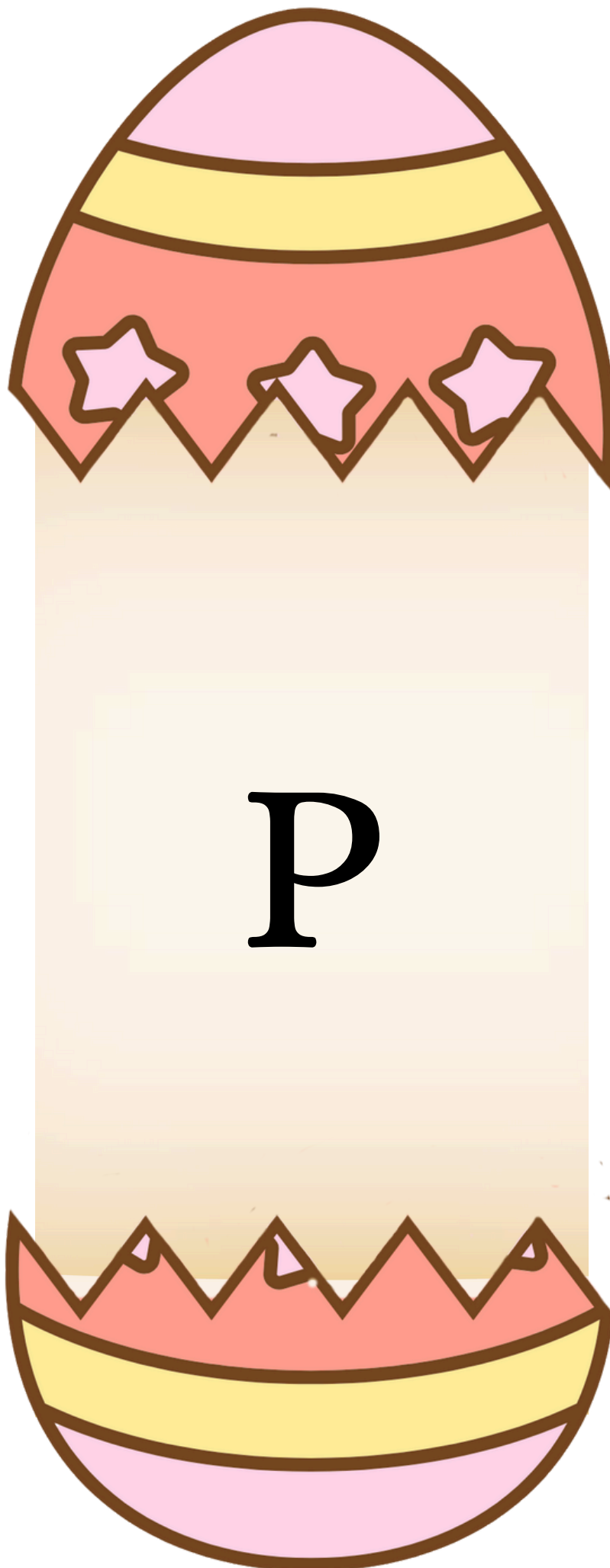
Tell a funny bunny joke or Easter joke! If you make the group laugh, you get a turn!



### **Bunny Walk**

Walk across the room like a bunny (hop, skip, or just wiggle like a bunny)! If you can do it, it's your turn to pin the flower!






# LEVEL 8

Get ready for an Easter adventure! Search the picture for the hidden items listed, as a group. As you find each one, mark it with a red Easter egg. Keep hunting until all the items are marked, and you'll reveal a secret letter! Let the egg-citing hunt begin!





# Easter Treasure Hunt



Happy  
Easter




**Cut this checklist  
out around the  
outer border.**






# EGG MARKERS

**Cut the egg markers and players use them to place over each item they find on the easter egg treasure hunt page.**





# LEVEL 9


For your final clue, find all the pieces of the picture that are scattered around the room, then put them back together to complete the picture.

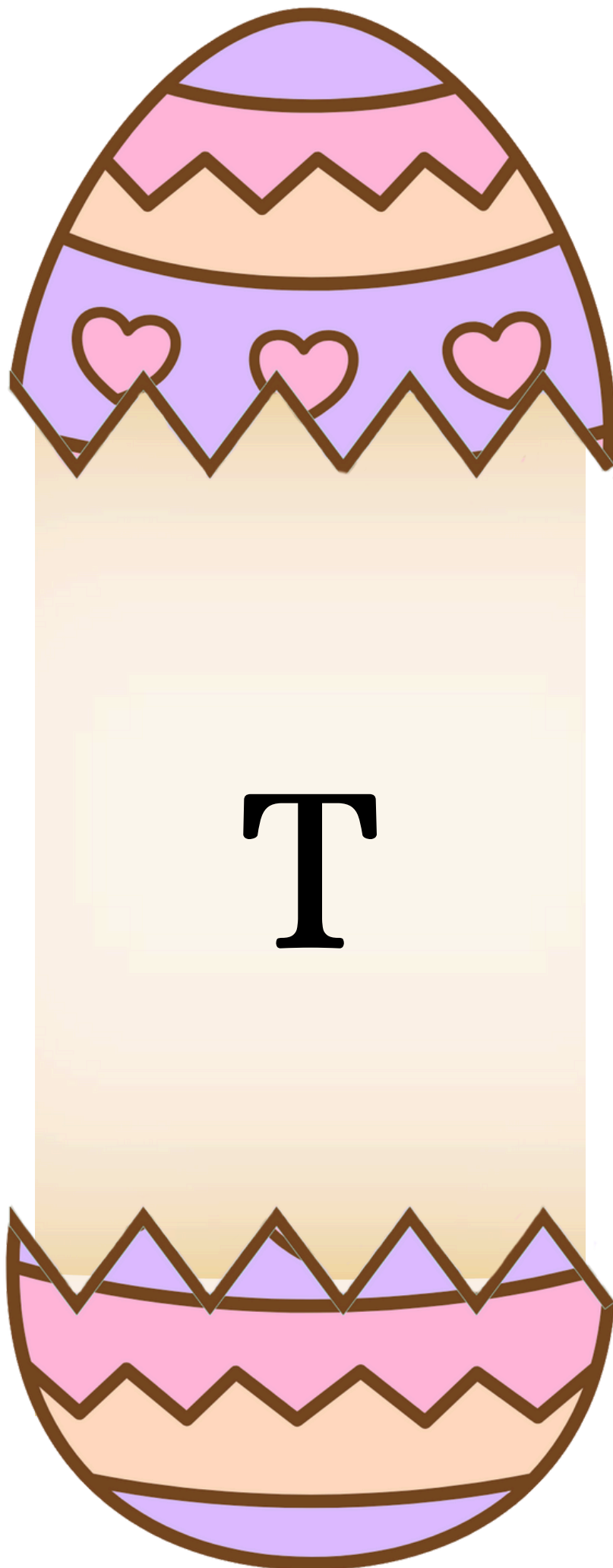
Note: Once you complete the picture, you will be given the final clue to complete the word, which will tell you where the missing magical egg is. Goodluck!












Cut along the guidelines and scatter the pieces.














cut  
then  
fold  
then  
glue



Glue the folded squares between the card and the magical egg in the flower pot so that the magical egg will pop off of the card.



Cut this card out and place it in the envelope along with the card that holds the magical easter egg in a flower pot. When players open the envelope they will receive the magical easter egg along with this special note!

