







Decorating the plain gingerbread cookies is a fantastic way to enhance fine motor skills. Simply cut out and laminate each cookie, then use colorful playdough to "ice" them by hand!

Cookie

DECORATING DIRECTIONS



step 1



Order your plain cookies...



step 2



Pick your icing colors...



step 3






Have fun icing your cookies!

















Santa's Sweet Shop

menu



cupcake...

\$4

donut

\$4

cookie

\$3

cake pop

\$3

plain
gingerbread
cookies

\$2

white hot
chocolate

\$5

peppermint
hot chocolate

\$5



thanks for
shopping!
*merry
Christmas*

thanks for
shopping!
*happy
holidays*

thanks for
shopping!
*merry
Christmas*

thanks for
shopping!
*happy
holidays*

**assorted
christmas
cupcakes**

donuts

**christmas
cookies**

**plain
gingerbread
cookies**

icing

sample of the day
**chocolate
truffles**

**vanilla
snowman**
cupcakes

**peppermint
santa hat**
cupcakes

**gingerbread
spice**
cupcakes

**gingerbread
spice**
cupcakes

**chocolate
holly**
cupcakes

**peppermint
santa hat**
cupcakes

**gingerbread
spice**
cupcakes

**gingerbread
spice**
cupcakes



HO
HO
HO



Cookies So
Good, They're
on the *nice list*!




if
we're open!
come





























IN THE PLAYROOM

Inspiring Creativity in Your Home and Family