


SHADOW CRAFTS

COLOUR, CUT OUT, AND COMBINE ALL THE
DIFFERENT ELEMENTS TO CREATE YOUR
VERY OWN SHADOW!



WHAT YOU WILL NEED:

(4) SMALL (7") BLACK PAPER PLATES

(3) SMALL (7") WHITE PAPER PLATE


PENCIL

COLOURED PENCILS

SCISSORS

GLUE STICK

(OPTIONAL) CRAFT PAINTS

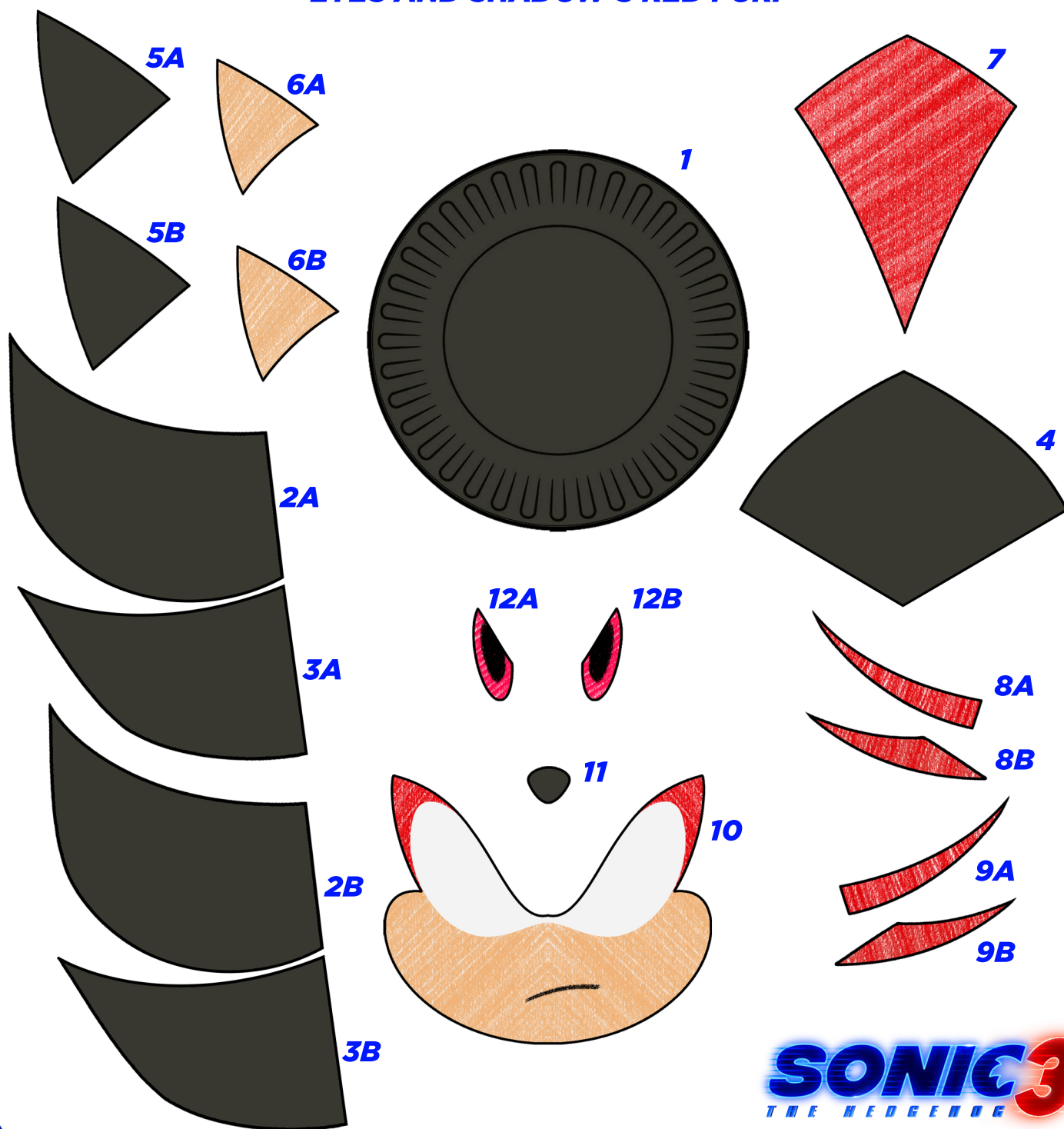


SONIC 3
THE HEDGEHOG

IN CINEMAS DECEMBER 21
AVAILABLE IN 4DX

SHADOW CRAFTS

THE SHAPES BELOW WILL CREATE SHADOW'S HEAD.
USE THE TEMPLATES ON THE FOLLOWING PAGES TO CUT THE
SHAPES OUT FROM YOUR WHITE AND BLACK PAPER PLATES.
USE YOUR COLOURED PENCILS TO FILL IN THE FACE,
EYES AND SHADOW'S RED FUR.



SONIC 3
THE HEDGEHOG

IN CINEMAS DECEMBER 21
AVAILABLE IN 4DX

SHADOW CRAFTS

***CUT OUT THE FACE SHAPES BELOW.
USE THEM AS A TEMPLATE TO TRACE THE
SHAPES ONTO YOUR PAPER PLATES.***



SONIC3
THE HEDGEHOG

IN CINEMAS DECEMBER 21
AVAILABLE IN 4DX

SHADOW CRAFTS

***CUT OUT THE RED FUR SHAPES BELOW.
USE THEM AS A TEMPLATE TO TRACE THE
SHAPES ONTO YOUR PAPER PLATES.***

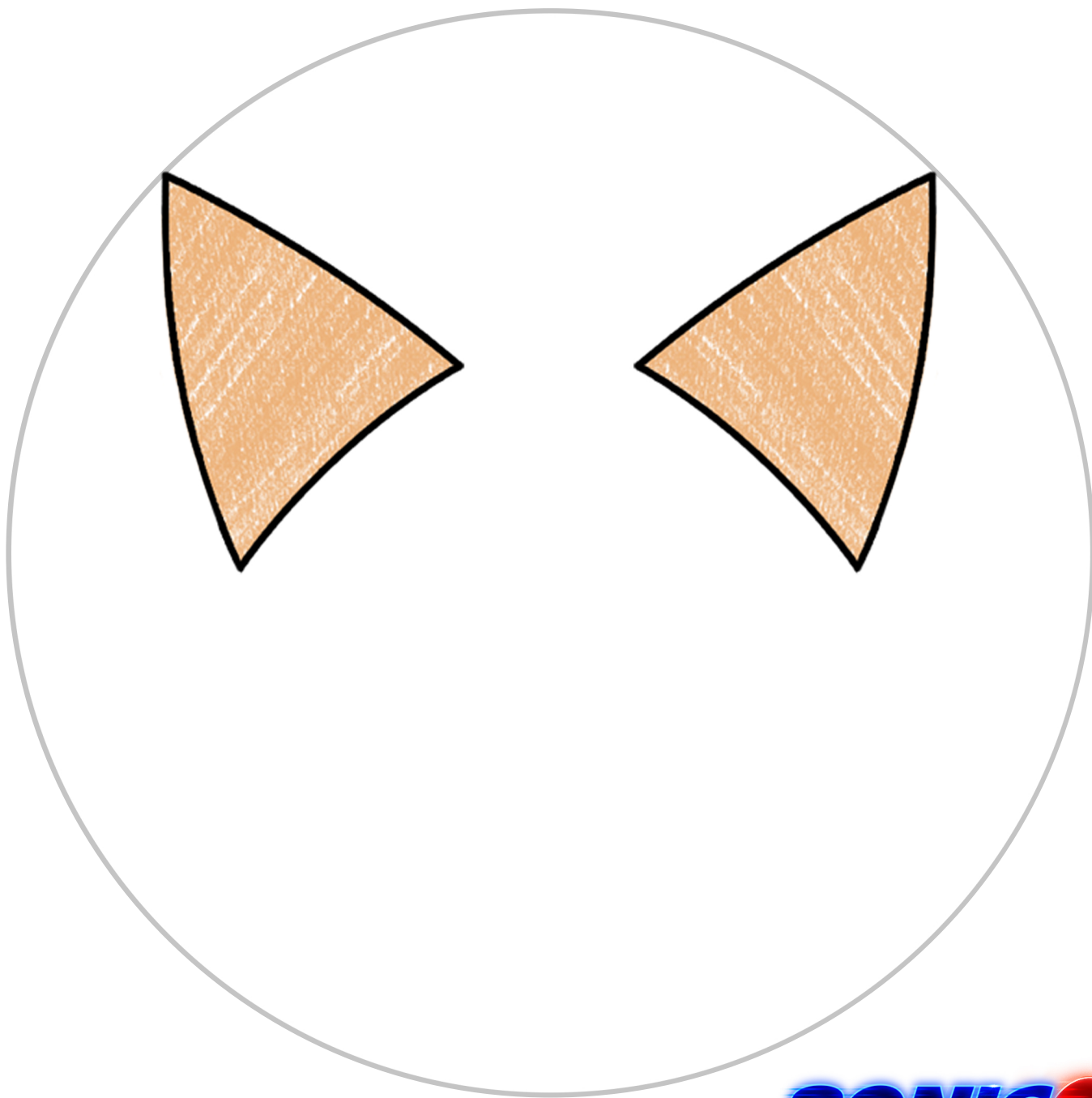


SONIC3
THE HEDGEHOG

IN CINEMAS DECEMBER 21
AVAILABLE IN 4DX

SHADOW CRAFTS

***CUT OUT THE EAR SHAPES BELOW.
USE THEM AS A TEMPLATE TO TRACE THE
SHAPES ONTO YOUR PAPER PLATES.***



SONIC3
THE HEDGEHOG

IN CINEMAS DECEMBER 21
AVAILABLE IN 4DX

SHADOW CRAFTS

***CUT OUT THE EARS AND BLACK FUR SHAPE BELOW.
USE THEM AS A TEMPLATE TO TRACE THE
SHAPES ONTO YOUR PAPER PLATES.***




SONIC3
THE HEDGEHOG

IN CINEMAS DECEMBER 21
AVAILABLE IN 4DX

SHADOW CRAFTS

***CUT OUT THE BLACK FUR SHAPES BELOW.
USE THEM AS A TEMPLATE TO TRACE THE
SHAPES ONTO YOUR PAPER PLATES.***




SONIC3
THE HEDGEHOG

IN CINEMAS DECEMBER 21
AVAILABLE IN 4DX

SHADOW CRAFTS

***CUT OUT THE BLACK FUR SHAPES BELOW.
USE THEM AS A TEMPLATE TO TRACE THE
SHAPES ONTO YOUR PAPER PLATES.***



SONIC3
THE HEDGEHOG

IN CINEMAS DECEMBER 21
AVAILABLE IN 4DX