

# New Year ROLL-A-STORY

Roll the dice five times—once for each category (Character, Setting, Problem, Event, Resolution). Use the rolled results to build a fun New Year-themed story.

	1ST ROLL CHARACTER	2ND ROLL SETTING	3RD ROLL PROBLEM	4TH ROLL EVENT	5TH ROLL RESOLUTION
	A party hat	A crowded city square	The clock is stuck at 11	Fireworks go off too early	Fix the clock together
	A cheerful robot	A snowy mountain lodge	Someone forgot the countdown	Balloons fly away	Everyone improvises
	A time-traveling cat	A beach at midnight	The fireworks won't ignite	A mysterious figure appears	A new year resolution is made
	A dancing star	A rooftop celebration	A big cake collapses	The music stops playing	A creative idea saves it
	A magical clockmaker	A quiet forest clearing	People fall asleep early	A shooting star appears	A wish brings energy back
	A talking calendar	A giant countdown screen	The new year won't start	A funny countdown mix-up	Laughter solves the problem

# New Year ROLL-A-STORY

## RECORDING SHEET

Use the chart below to record the dice rolls for each category (Character, Setting, Problem, Event, Resolution). Use the recorded elements to write or draw your unique New Year story.

<b>1ST ROLL CHARACTER</b>	
<b>2ND ROLL SETTING</b>	
<b>3RD ROLL PROBLEM</b>	
<b>4TH ROLL EVENT</b>	
<b>5TH ROLL RESOLUTION</b>	



# New Year **ROLL-A-STORY**

Draw the character, setting, problem, ending and resolution rolled. Then use your drawings to write a story connecting all five elements.


**CHARACTER**

**SETTING**

**PROBLEM**







**ENDING**

**RESOLUTION**



# New Year ROLL-A-STORY

Write your own Character, Setting, Problem, Event, and Resolution. Then roll a dice 5 times to generate story ideas.  
You can write it, draw it as a comic, or act it out

	1ST ROLL CHARACTER	2ND ROLL SETTING	3RD ROLL PROBLEM	4TH ROLL EVENT	5TH ROLL RESOLUTION
					
					
					
					
					
					



# New Year ROLL-A-STORY

## RECORDING SHEET

Use the chart below to record the dice rolls for each category (Character, Setting, Problem, Event, Resolution). Use the recorded elements to write or draw your unique New Year story.

<b>1ST ROLL CHARACTER</b>	
<b>2ND ROLL SETTING</b>	
<b>3RD ROLL PROBLEM</b>	
<b>4TH ROLL EVENT</b>	
<b>5TH ROLL RESOLUTION</b>	

# New Year ROLL-A-STORY

Draw the character, setting, problem, ending and resolution rolled. Then use your drawings to write a story connecting all five elements.

**CHARACTER**

**SETTING**

**PROBLEM**

**ENDING**

**RESOLUTION**






# INSTRUCTION FOR MAKING A DICE

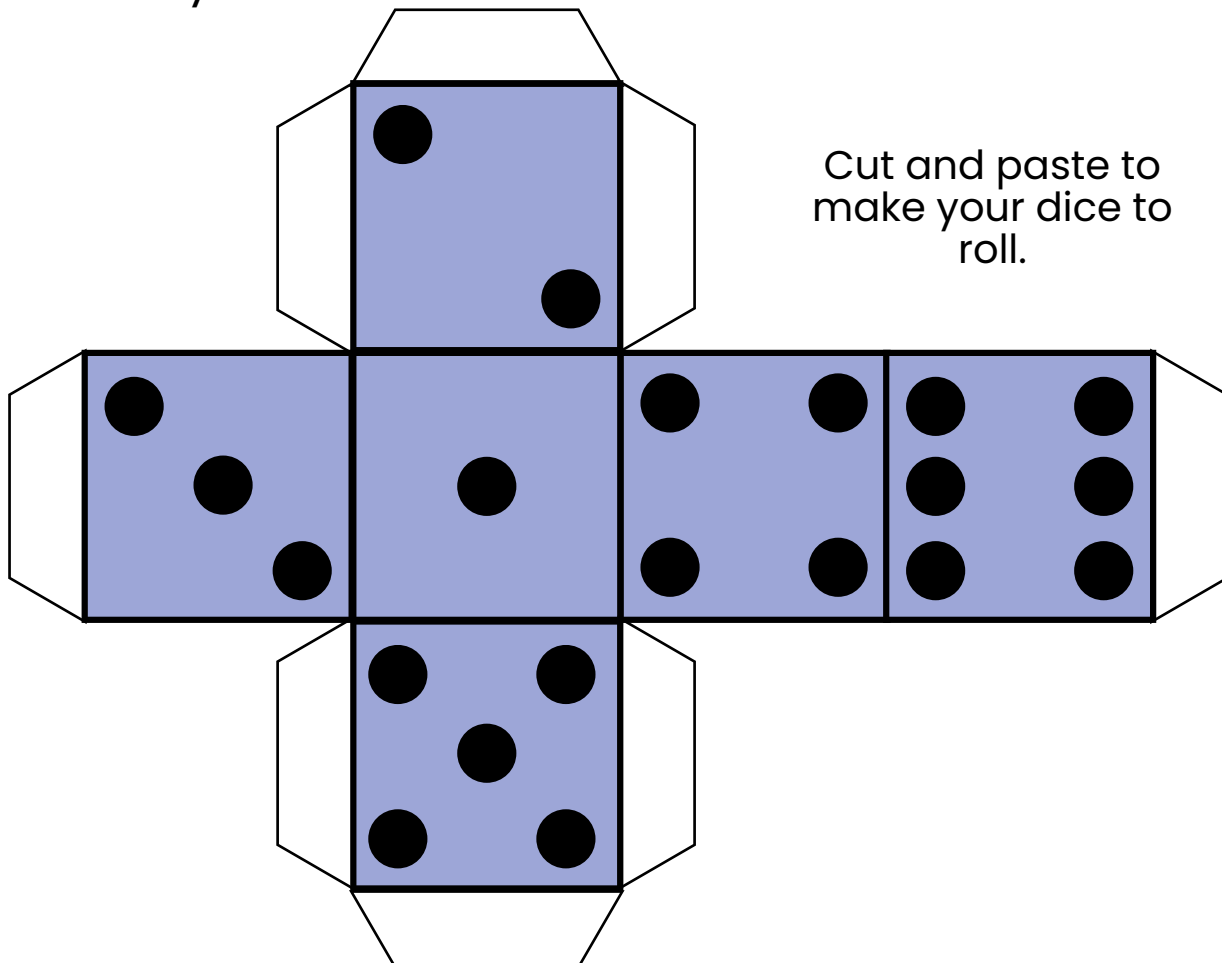
## **Materials Needed:**

- Printable template of dice
- Scissors
- Glue stick or tape
- Pencil or pen for decorating



## **Instructions:**

- Carefully cut along the edges of the dice template.
- Crease along the lines between each square to form the cube shape. Fold the tabs inward for easy assembly.
- Apply glue to the tabs or use tape to secure the edges. Make sure the dice forms a sturdy cube.
- Allow the dice to dry completely before using it.
- Roll your dice to ensure it works well!



Cut and paste to  
make your dice to  
roll.