


Santa Claus

To make a split pin paper Christmas craft, color and cut out Santa template, then use split pins to connect the different parts and add movement, creating a festive paper decoration.




Elf

To make a split pin paper Christmas craft, color and cut out Elf template, then use split pins to connect the different parts and add movement, creating a festive paper decoration.



Reindeer

To make a split pin paper Christmas craft, color and cut out Reindeer template, then use split pins to connect the different parts and add movement, creating a festive paper decoration.




Angel

To make a split pin paper Christmas craft, color and cut out Angel template, then use split pins to connect the different parts and add movement, creating a festive paper decoration.




Snowman

To make a split pin paper Christmas craft, color and cut out Snowman template, then use split pins to connect the different parts and add movement, creating a festive paper decoration.



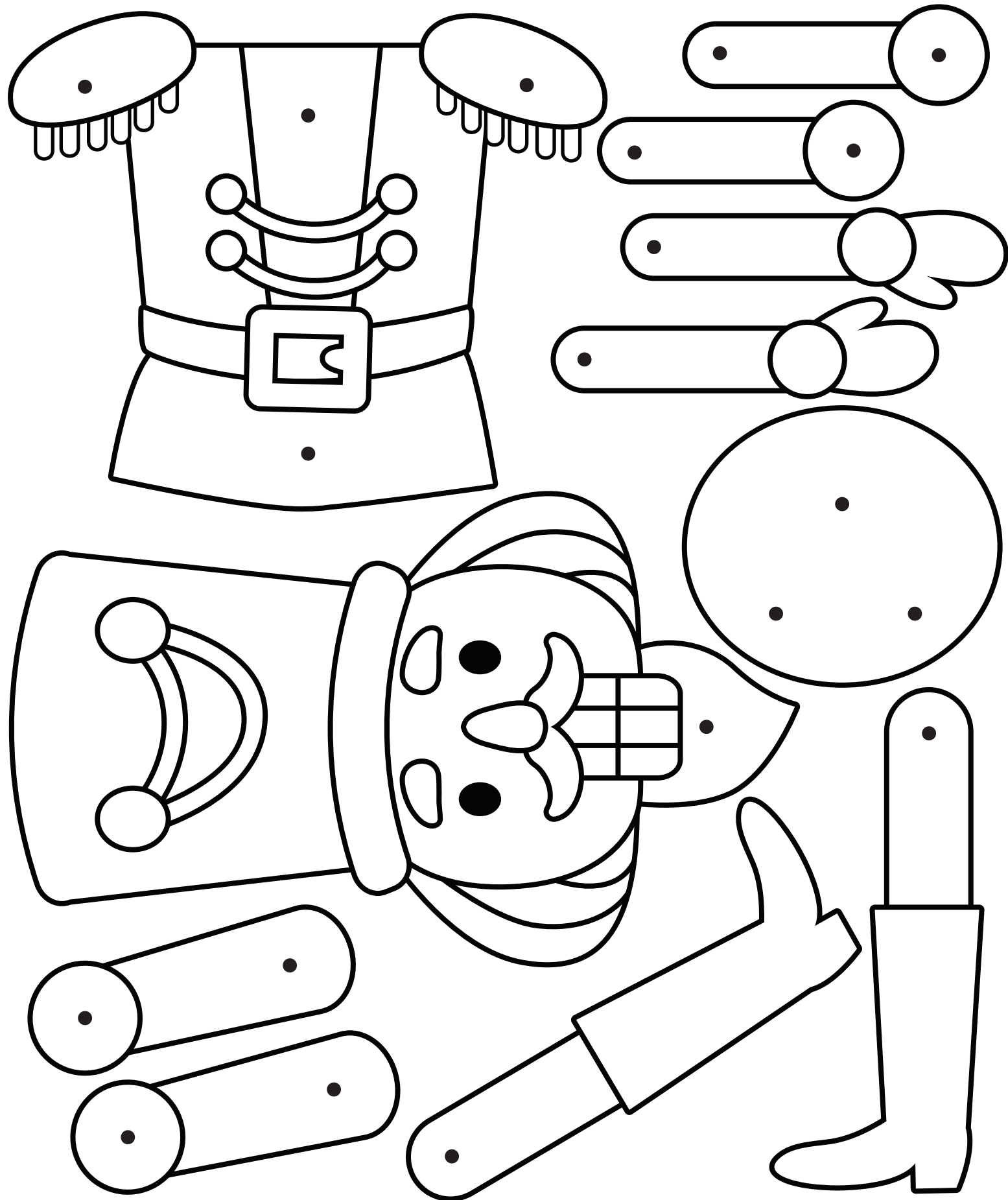
Gingerbread Man

To make a split pin paper Christmas craft, color and cut out Gingerbread Man template, then use split pins to connect the different parts and add movement, creating a festive paper decoration.




Nutcracker

To make a split pin paper Christmas craft, color and cut out Nutcracker template, then use split pins to connect the different parts and add movement, creating a festive paper decoration.



Elf


To make a split pin paper Christmas craft, color and cut out Elf template, then use split pins to connect the different parts and add movement, creating a festive paper decoration.




Santa Claus



Elf




Reindeer



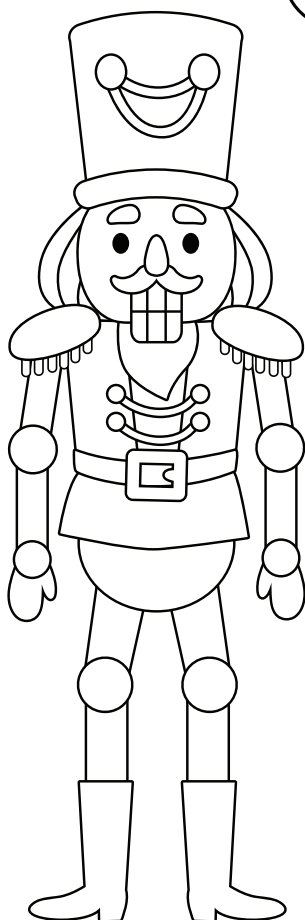
Snowman



Gingerbread man



Nutcracker



Angel



Elf

