

SOLAR

ECLIPSE

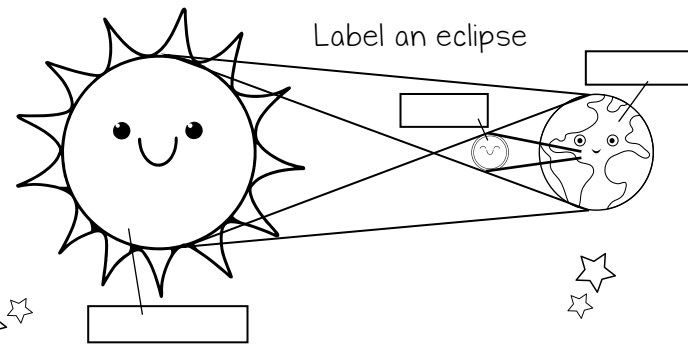
S	D	G	I	T	H	O	M
O	H	L	K	I	H	I	O
L	A	A	L	B	N	U	O
A	X	S	D	R	S	U	N
R	T	S	I	O	O	A	C
A	O	E	Y	A	W	A	S
N	A	S	A	Q	W	T	E
E	C	L	I	P	S	E	R

SOLAR
MOON
SUN
SHADOW
ECLIPSE
GLASSES
ORBIT
NASA



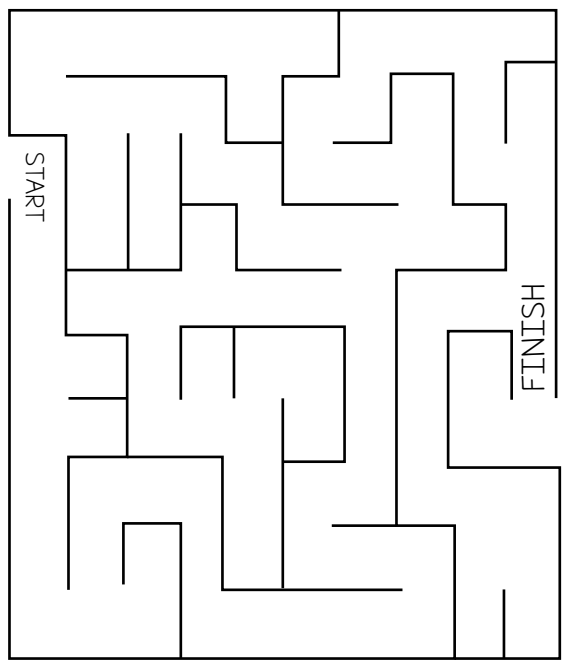

DID YOU WEAR
SOMETHING TO
SEE THE SUN?

YES NO



Label an eclipse

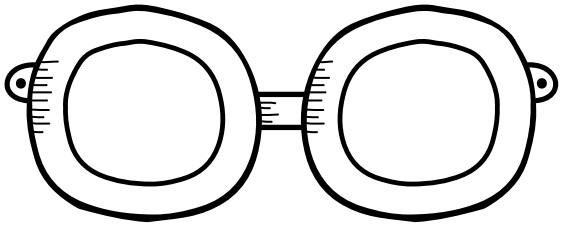
A solar eclipse happens when the moon travels directly between the Earth and the Sun



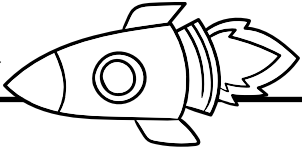
Mark your location on the map



SOLAR ECLIPSE



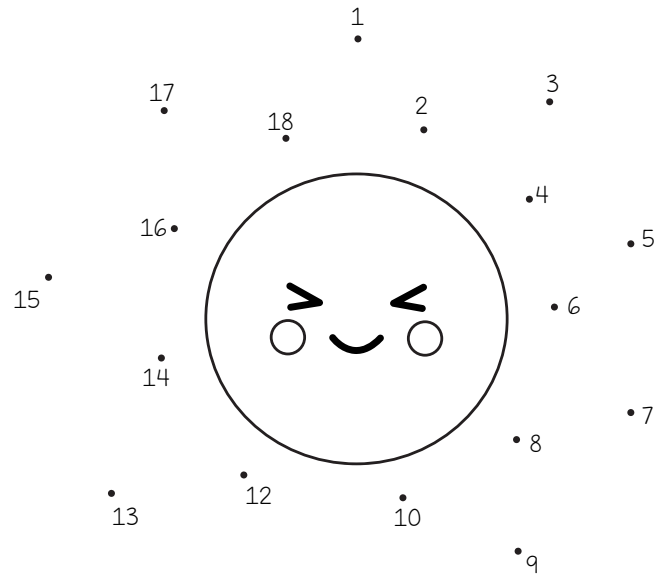

FACT



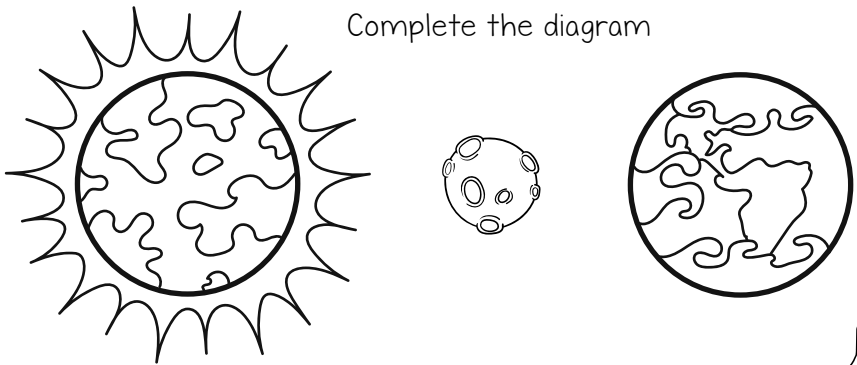
The temperature drops an average of 10°F on Earth when a solar eclipse happens.



Draw the solar eclipse path



Complete the diagram



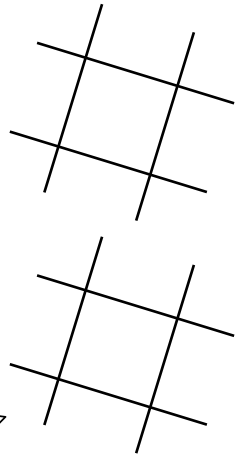
The weather during the eclipse



Why do I need glasses to watch an eclipse?



11



Word Scramble

- 00NM _____
- LGASSE _____
- NSU _____
- CELPYES _____
- OSALR _____
- AHSWOD _____

